



SKU	23563
Capacidade	1500 ml
Altura	298,00 mm
Diâmetro	102,15 mm
Peso	750 g
Fechamento	Twist Off 38mm

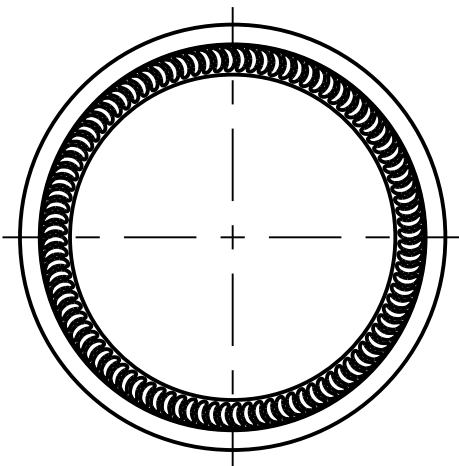
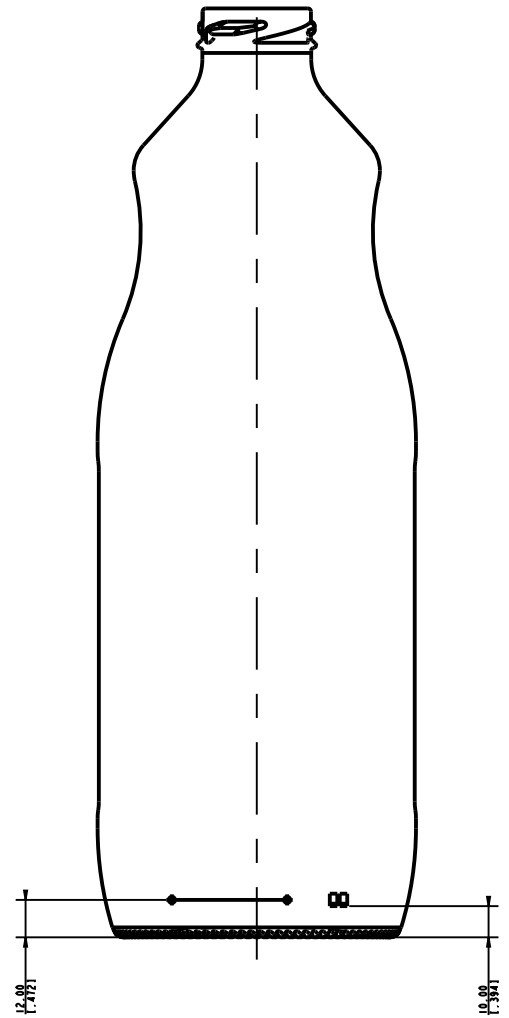
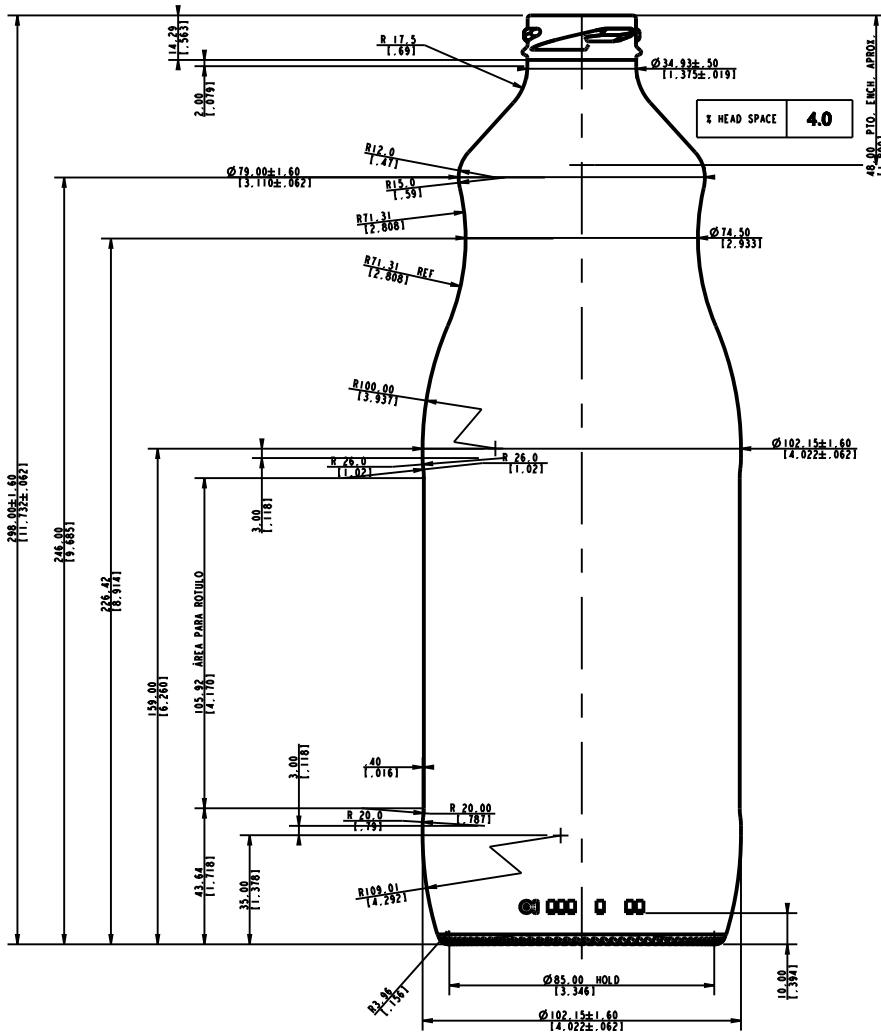
Qtde. caixa	12 unidades
Qtde. pallet	833 unidades
Altura pallet	2,27 m
Peso pallet	689 kg
Medida pallet	1,00 x 1,20 m
Cores	Verde Esmeralda



BIDOLUX

Garrafas e Potes de Vidro / Conservas

SUCO PRONTO 1500 IMP VDE



**O VIDRO É
100 % RECICLÁVEL
GLASS RECYCLES**

**CAPACIDADE TOTAL
(CONTAINER OVERFLOW CAPACITY / BRIMFUL)**

1566.00 ml
52.953FL OZ

**CAPACIDADE UTIL
(CONTAINER RATED CAPACITY / FILLPOINT)**

1506.00 ml
50.924FL OZ

**ARREIMATE
(FINISH DESIGNATION)**
038-2000-R030

**MAX PRESSÃO INTERNA
(MAX GAS VOLUME)**
0.000 Gas Vol

**PROPIEDADES DE ESTABILIDAD
(STABILITY PROPERTIES)**

CENTRO DE GRAVEDAD (CENTER OF GRAVITY)	123.51 mm
DIAMETRO DE BEARING (BEARING DIAMETER)	85.00 mm
ANGULO DE PUNTA (TIP ANGLE)	18.99°
RATA DE ESTABILIDAD (STABILITY RATE)	0.69